

Fund Profile

Objective

The OBAM equity fund is an actively managed fund that invests globally in high-quality stocks quoted on the stock exchange. The fund aims to achieve a higher return than the benchmark in the medium long term (3 to 5 years).

Investment policy & Sustainability

OBAM's active and sustainable investment policy focuses on the selection of quality companies. This is expressed in OBAM's investment philosophy in, among others, market leadership, high innovative capacity, healthy balance sheets with little or no debt, generation of attractive margins, high cash flow generation enabling future organic growth, attractive valuations, shareholder friendly policy and good ESG scores. OBAM sets high sustainability standards for the companies it invests in and endorses the importance of the 17 Sustainable Development Goals, as drawn up by the United Nations. Analysis of the SDGs is an intrinsic part of our investment process, by identifying the positive contribution of companies to the SDGs, including associated targets.

Share class Classic (C) and Share class X

OBAM has two share classes: share class C and share class X. Share class C is offered to both professional and retail investors and is traded on Euronext Amsterdam. Share class X is only available to professional investors and traded via trading platforms as published on the website or via the Transfer Agent (BNP Paribas S.A.). Both share classes are identical: have the same investment policy and cost profile.

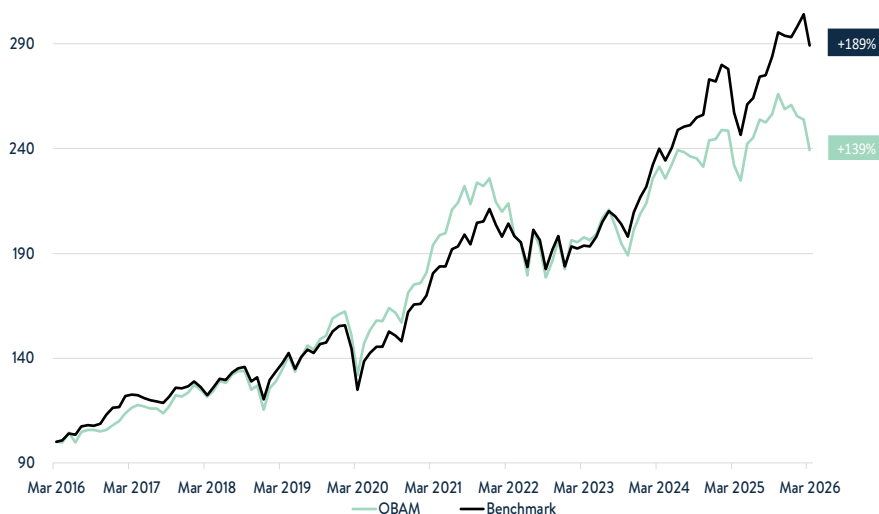
Performances ¹⁾

Performance	YTD	1M	3M	1Y	3Y*	5Y*	10Y*	SI***
OBAM**	-8,2%	-5,7%	-8,2%	3,2%	6,6%	4,3%	9,1%	8,0%
MSCI AC WORLD NR	-1,3%	-4,9%	-1,3%	12,5%	14,3%	9,9%	11,2%	7,6%
Excess performance	-6,8%	-0,8%	-6,8%	-9,3%	-7,7%	-5,6%	-2,1%	0,5%

* Annualised return in % **Return OBAM after costs *** since 29-12-1989

Source: OBAM Investment Management

NAV index at 100, including dividend and after costs ¹⁾



1) The performance presented applies to both share classes of the fund. For share class X, data for the reference period is not yet available. Therefore, the results presented for class X before 1 July 2022 are based on the results of class C shares

2) The dividend amount per share paid out prior to the share split.

Key information

Fund name	OBAM N.V.
Currency	EUR
Date of incorporation	01/11/1936
Asset class	Global equity
Benchmark	MSCI AC World NR
ESG classification	Art. 8 SFDR
Fiscal classification	Fiscal Investment Institution
Management Company	OBAM Investment Management B.V.

Share Class Classic (C)

NAV price	EUR 25,49
ISIN-code	NL0015002OB4
Dividend 2024	EUR 2,30

Share Class X

NAV price	EUR 25,49
ISIN-code	NL0015000X31
Dividend 2024	EUR 2,30

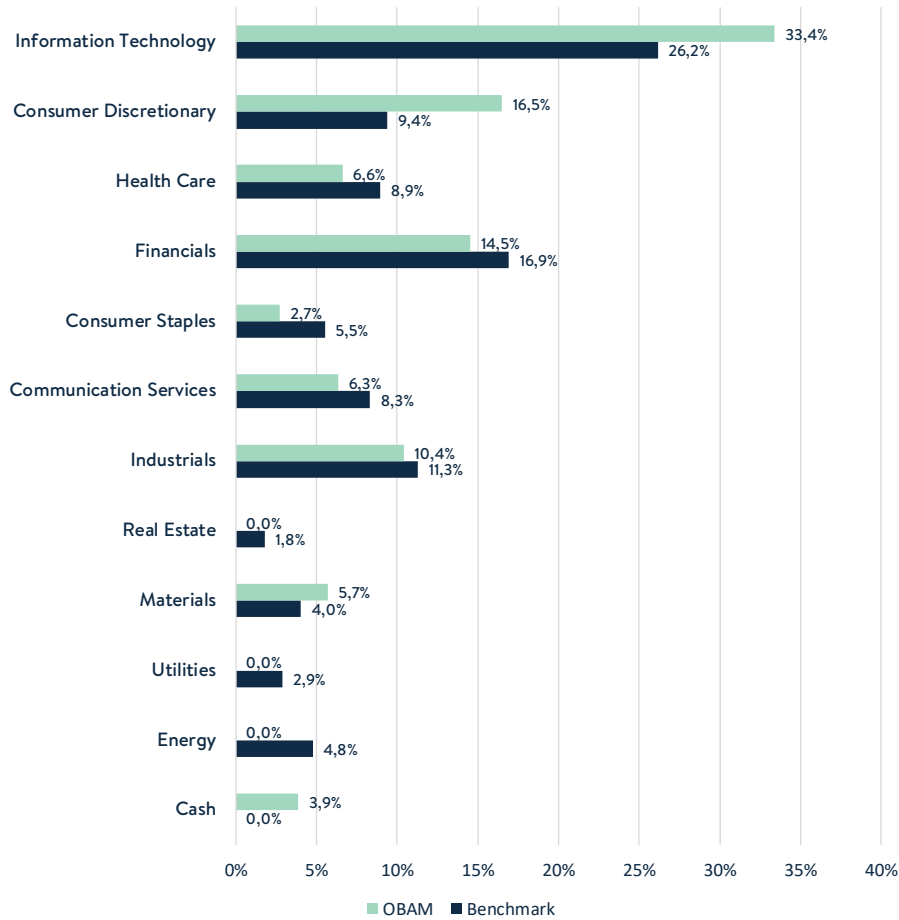
Fund facts

Fund size	EUR 788 mln
Number of positions	45

Contact details

Website	www.obam.nl
E-mail	info@obam.nl
Telephone	+31 (0)20 299 8275

Sector allocation



Top 10 Holdings

Nvidia Corp.	8,7%
Microsoft Corp	7,1%
Apple Inc.	5,5%
Amazon.com Inc,	5,3%
Taiwan Semiconductor Manufacturing Co. Ltd.	3,8%
Novonesis	3,3%
ASR Nederland NV	3,1%
Universal Music Group NV	2,9%
Adyen N.V.	2,7%
CRH plc	2,4%

Risk indicators*

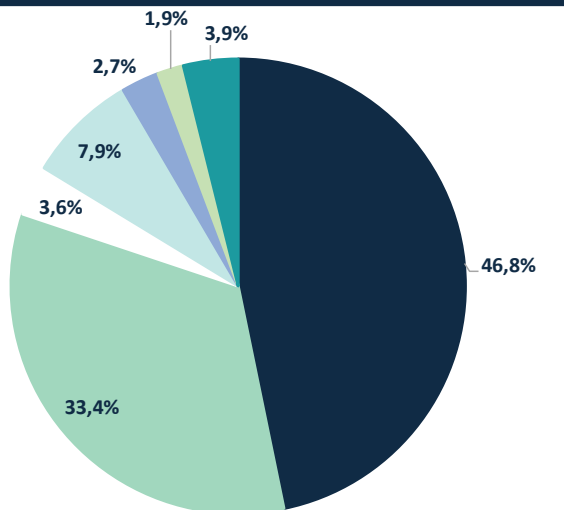
Volatility fund	11,4%
Volatility benchmark	10,6%
Information ratio	-1,8
Ex-post Tracking Error	4,2%
Bèta	1,00
Alpha	-7,8%

*3-year period based on monthly data

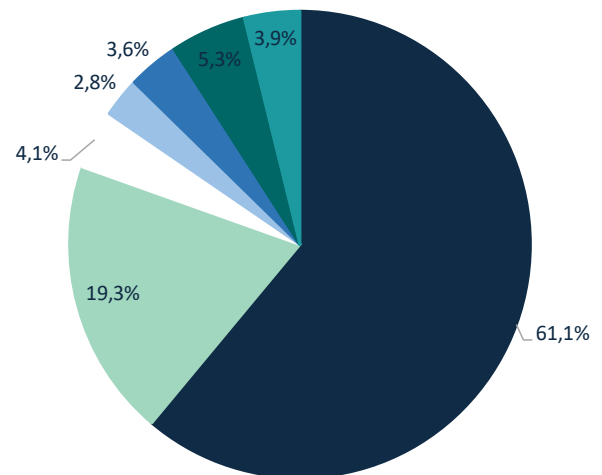
Market capitalization

	OBAM N.V.	Benchmark	Relative
Large caps (larger than EUR 10bn)	89,6%	96,7%	-7,1%
Mid caps (EUR 2.5mld - EUR 10bn)	4,8%	3,3%	1,5%
Small caps (less than EUR 2.5bn)	1,8%	0,0%	1,8%
Cash	3,9%	0,0%	
Total	100,0%	100,0%	

Geographical allocation

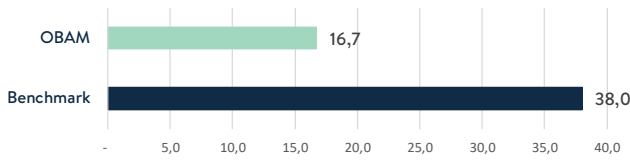


Currency allocation



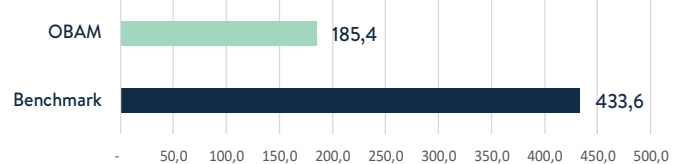
Sustainability characteristics

Total carbon footprint Scope 1 + 2 (tCO₂eq) per EUR 1 million capital invested



Source: Morningstar Sustainability PAI Portfolio Report March 2026

Total carbon footprint Scope 1 + 2 + 3 (tCO₂eq) per EUR 1 million capital invested



Source: Morningstar Sustainability PAI Portfolio Report March 2026

Morningstar ESG-rating



Five Globe Sustainability Rating

© 2024 Morningstar. All rights reserved. Assessment on 1-2026. For more information about Morningstar Sustainability Rating, including its methodology, visit: www.morningstar.nl

Signatory of:



Composition of costs

Costs charged annually:

Management fee	0.50%
Service fee	0.16%
Performance fee	0,00%
Expected transaction costs	0.21%

The costs presented apply to both share classes of the fund. Charges are factored into the daily determination of the fund's net asset value (NAV). For a further explanation of charges, please refer to the Key Information Document (KID) and prospectus, which can be found on our website; www.obam.nl

One-off costs upon entry or exit:

Current / Max. Entry charge	0.25% / 0.30%
Current / Max. Exit charge	0.25% / 0.30%

Entry and exit fees

Entry and exit fees are the mark-ups and mark-downs on the fund's net asset value that may be charged when entering and exiting the fund. These fees accrue to the fund and serve to off-set transaction costs incurred for the purpose of protecting in-cumbent investors in the fund.

Disclaimer

OBAM N.V. is an UCITS managed by OBAM Investment Management B.V. Both entities are registered with the Dutch Authority for the Financial Markets (Autoriteit Financiële Markten).

This is a marketing communication. Please consult the prospectus and the Key Information Document (KID) before making an investment decision. The prospectus and the KID are available in Dutch and in English and can be obtained via OBAM Investment Management B.V. (Schiphol Boulevard 313, 1118 BJ Schiphol) and via www.obam.nl.

The value of the investment may fluctuate. Past performance is no guarantee for future returns. Consider all characteristics and objectives of the fund before making any investment decision. Please note that OBAM Investment Management B.V. may decide to terminate the distribution of the fund.

This material is produced for information purposes only and does not constitute an offer, recommendation or invitation to buy, hold or sell the financial instruments as referred to in this document, neither can this material be considered as (personal) investment advice.

OBAM Investment Management B.V. has taken all reasonable care to ensure that the information contained in this material is correct but does not make any representation or warranty, express or implied of any nature nor accepts any responsibility or liability of any kind with respect to the accuracy or completeness of the information contained herein. The provided portfolio data has not been subject to an external audit. OBAM Investment Management B.V. is not obliged to update or alter the information contained within this material.

No rights can be derived from this material.